

An integrated ecosystem that sparks ah-HA! Moments and builds STEM identity for learners

Table of Contents

- What is STEM Identity Day?
- Activity Overview
- Email Templates
- Social Media Templates
- Sticker Templates



How SmartLab Defines STEM Identity

A learner's self-belief that *I belong, I can master rigorous challenges, and my ideas make an impact*.

This mindset takes shape through active, student-centered learning cycles—each ah-HA! moment steadily converting raw curiosity into resilient, purposeful problem solving.

Learners walk away believing:

- **I belong here.** This space welcomes my background and ideas.
- **I can do this.** Iteration and ah-HA! moments prove my capability.
- **I add value.** My solutions matter to my team and the real world.
- **I'm future-ready.** The skills I've honed travel with me to any challenge.

You don't need a S-T-E-M job to develop or speak about your STEM identity!



smartlab

STEM Identity Day

Hands-on, partner-facilitated experience designed to connect students directly with industry professionals and future-focused careers.

Through classroom visits and authentic dialogue, students experience what it means to build, design, and problem-solve in real-world roles.

These events are co-facilitated by SmartLab facilitators, team members and local community partners to inspire STEM identity, broaden career awareness, and bring relevance to learning.

Activity Overview

Volunteers and Community Partners will:

- **Reflect on the SmartLab definition of STEM Identity** – When and how did you develop that identity?
- **Share their story** – Talk about how you developed STEM Identity. Introduce your career/job
- **Make the connection** – Relate your work to one or more **Industry Pathways (see Career Connections slide)**
- **Highlight STEM tools** – Explain the tools they use, such as computers, robotics, software, data, design, or problem-solving methods.
- **Reflect on your job in the future** – How will it changed based on changing AI and/or technologies?
- **Engage students** – Talk for 5–10 minutes, then answer student questions.

Teachers/Facilitators and Students will:

- **Reflect on the SmartLab definition of STEM Identity** – Ask the students what it means to them. Have them journal, discuss, or reflect.
- **Listen** – Have presenters discuss how they developed STEM Identity and introduce their career/job
- **Make career connections** – Have students reflect on the career and job presented; does it apply to any of their activities in the SmartLab?
- **Ask questions** – What has the presenter shared that's of interest to the student? What would students like to know more about?
- **Reflect on building STEM Identity** – Have students revisit their reflection; do they have any additional thoughts?

Expectations of Volunteers/Community Partners

You are here to:

- **Reflect on the SmartLab definition of STEM Identity Day** – When and how did you develop that identity?
- **Share your story** – Tell students about you developed STEM identity and your career/job. It does not need to be a traditional S-T-E-M job.
- **Make the connection** – Relate your work to one or more **Industry Pathways** (examples: healthcare, transportation, manufacturing, education, finance, arts, etc.).
- **Highlight the STEM tools you use** – These might include computers, robotics, software, design, data, or problem-solving methods (see **Integrated STEM Applications**).
- **Engage students** – Talk for about **5–10 minutes**, then answer a few student questions.

Here's a simple way to structure your talk:

Introduce Yourself [Your name, your role, and the company/organization you represent. How/when did you develop STEM Identity.]

What You Do [Describe your job in simple terms. Share one project or task you're excited about.]

Connect to Industry Pathways

- Example: *"I work in healthcare, helping patients recover from surgery."*
- Example: *"I design software used in transportation systems."*

Show the STEM Connection

- What tools, technology, or problem-solving skills do you use?
- How do STEM skills help you in your day-to-day work?

Q&A with Students

- Let students ask questions.
- Encourage curiosity — there are no "wrong" questions.

Tips for a Great Experience:

- **Keep it simple.** Use examples students can relate to.
- **Make it personal.** Share a story about how you got started.
- **Be encouraging.** Help students imagine themselves in careers like yours.
- **Highlight teamwork.** STEM isn't just about tools — it's about people working together.

Remember, you are not here to give a lecture — you are here to inspire. By sharing how you use STEM in your career, you help students see new possibilities for themselves. **Thank you for helping students build their STEM identity!**



Event Planning Process

1. **Gather Your Team** to discuss STEM Identity Day
2. **Determine Best Date and Time** to host volunteers in your SmartLab
3. **Compile List of Invitees:**
   - Parents of students
   - Parent organizations
   - Community Leaders
   - Business organizations
   - District foundations
   - Fundraising groups
   - Local Philanthropists
   - Local Media and News Outlets
4. **Send Out Save The Dates** – Can be a calendar invite
5. **Send Volunteer and Community Partner Invites**
6. **Prepare Students with what to expect**
7. **Finalize list of volunteers and share this kit.**
8. **Send out volunteer expectations** and conduct volunteer approval process
9. **Enjoy STEM Identity Day!**

Save the Date!



School Email Template: Call for Volunteers

Subject Line: Volunteer Opportunity: STEM Identity Day

Email Body:

Hello,

We're looking for volunteers to join us for **SmartLab STEM Identity Day** — a special event where students connect with professionals and learn how science, technology, engineering, and math (STEM) are used in real-world careers. You don't need to have a STEM job to participate.

How you can help:

- Spend **5–10 minutes** with a small group of students.
- Share your career journey and describe your role.
- Explain how your work connects to an **industry pathway** (such as healthcare, technology, transportation, education, manufacturing, finance, arts, etc.).
- Highlight the **STEM tools** you use (examples: computers, software, data, robotics, problem-solving methods, design tools).
- Answer a few student questions.

No prep is required — just bring your story and enthusiasm to inspire the next generation!

Event Details:

 [Insert Date]
 [Insert School / Location]
 [Insert Time]

Sign up here to volunteer: [Insert Link]

Your participation will make a big difference by helping students imagine themselves in future STEM careers. Thank you for supporting our community's future leaders!

Warmly,
[School Contact Name]

[School Name]

Career Connections

Career & Industry Pathways



Transportation, Distribution, & Logistics



Advanced Manufacturing



Healthcare Sciences



Agriculture, Natural Resources, & Energy



Entertainment, Arts, & Media



Education



Construction & Architecture



Finance, Business,& Entrepreneurship

Integrated STEM Applications



Circuitry & Electronics



Data Collection & Analysis



Information Technology

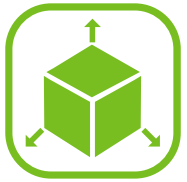

Modeling & Design



Robotics & Control Technology



Artificial Intelligence



Communication & Multimedia



Mechanics & Structures

Social Post Example (School Voice)

LinkedIn / Facebook Version:

We're excited to host SmartLab STEM Identity Day!

Students will have the chance to meet professionals from a variety of industries, hear about their career journeys, and discover how STEM (science, technology, engineering, and math) connects to real-world jobs.

This event helps students imagine new possibilities for their futures and build their **STEM identity**. A big thank-you to the volunteers who are giving their time to inspire the next generation of innovators, creators, and leaders.

#STEMIdentityDay #SmartLab #StudentSuccess #FutureReady

Twitter/X Version (shorter):

Our students are ready to explore future careers at STEM Identity Day!

Thanks to our amazing community partners for sharing their journeys & inspiring the next generation.

#STEMIdentityDay #SmartLab #FutureReady

Social Media Post Example

SmartLab
6,822 followers
1m ·

Calling all STEM Champions!

SmartLab's STEM Identity Day 2025 is happening November 7, and we're inviting parents, professionals, and other community partners to be part of something powerful.

What is STEM Identity Day?
It's more than just a day—it's a movement. STEM Identity Day invites students across the country to see themselves in STEM through hands-on, real-world experiences. It's a celebration of confidence, curiosity, and connection—where classroom learning comes to life.

Students walk away believing:
"I belong here. I can do this. I add value. I'm future-ready."

We need YOU—community professionals who can share your career story or simply show students that STEM is everywhere and for everyone.

Whether you're a software developer, civil engineer, nurse, entrepreneur, or maker—your experience matters. You can:
• Lead a Q&A about your STEM journey
• Join a project showcase
• Learn from students as they teach you what they've built in their SmartLab

We'll provide everything you need: volunteer guides, sample social posts, and email templates.

Save the Date: Friday, November 7, 2025
Let's empower the next generation of STEM leaders—together.

Interested in getting involved?
Learn more at: http://www.smartlablearning.com/smartlab-stem-identity-day

#SmartLab #STEMIdentityDay #STEMEducation #FutureReady #EdTech #CareerConnections #CommunityEngagement #VolunteerOpportunity #STEMCareers #ProjectBasedLearning

